

REVIEW OF DISPARITIES FOR YOUTH IN THE JUVENILE JUSTICE SYSTEM: CRAWFORD COUNTY & JUDICIAL DISTRICT 11, 2018-2020



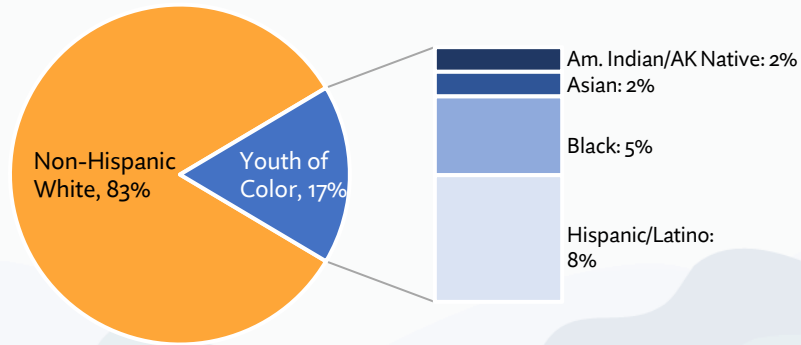
Prepared by the Center for Community Health & Development at the University of Kansas, the Restorative Justice Authority of Crawford County, and the Greenbush Institute

Youth Population in Crawford County

Youth 10-17 may be adjudicated as juvenile offenders in Kansas

3,793 Youth in Crawford County

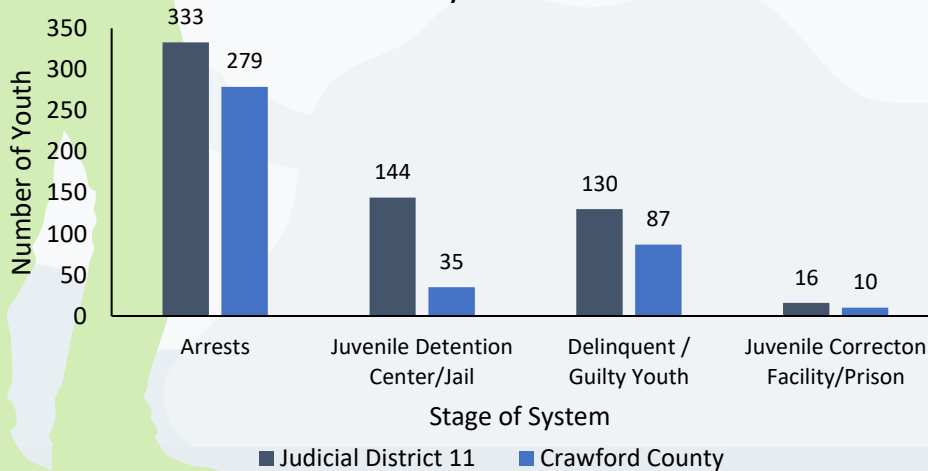
Crawford County is in Judicial District (JD) 11, which includes Crawford, Cherokee, And Labette counties



Youth Involvement in the Juvenile Justice System

At-a-glance numbers of youth involved in the system

Youth in the System- 2018-2020



The figure shows the average number of youth in four different stages of the juvenile justice system in JD 11 and Crawford County from 2018 to 2020. The data for JD 11 is from KDOC and is provide in aggregate for a three-year period rather than as an annual average. Data for Crawford County is from several sources, including KDOC.

Youth Arrests in Crawford County

Rates of arrest by year and race/ethnicity show disparities

Most Common Arrests, 2018-2020

Simple Assault/Battery	49
Drug/Narcotic Violations	29
Disorderly Conduct	47

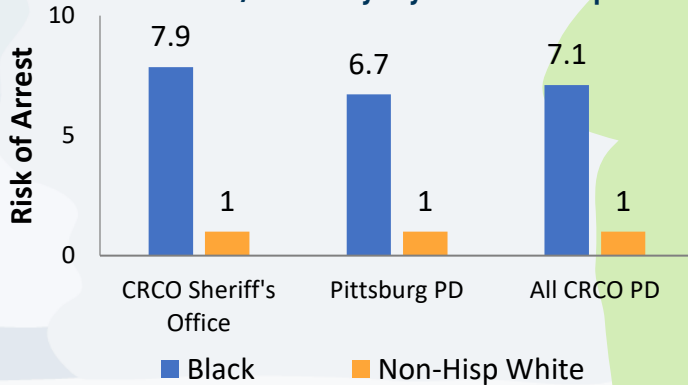
Black youth are between **3.5 to**

8.1 times more likely to be arrested than non-Hispanic White youth.

Hispanic/Latino youth were more likely to be arrested in 2018, but not in 2019.

A **Relative Risk Index (RRI)** looks at the likelihood of an outcome (e.g., arrest, delinquency) in comparison to a group who experiences the lowest rates (generally non-Hispanic White youth).

Relative Risk of Arrest for Simple Assault/Battery by Police Dept



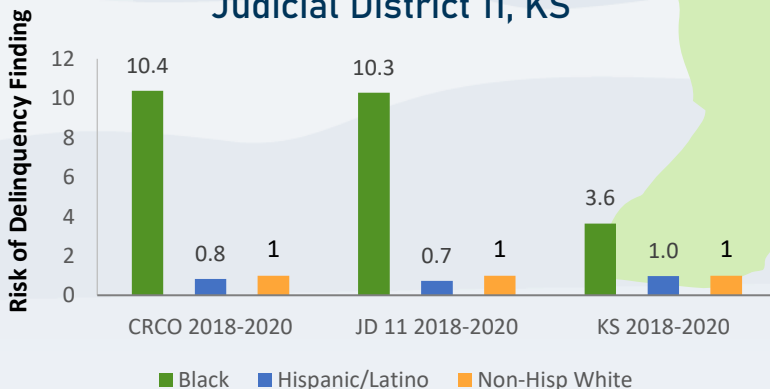
Black youth are between

6.7 and **7.9** times more likely to be arrested for simple assault/battery than White youth in Crawford County.

Delinquent/Guilty Findings

Findings of delinquency are decided by a judge, not a jury

Relative Risk for Crawford County, Judicial District 11, KS



There are

no disparities

between Hispanic/Latino youth and Non-Hispanic White youth in delinquency findings.

Black youth are **10.4**

times more likely to be found delinquent than white youth in Crawford County. This is nearly

3x higher than the rate at the state level.